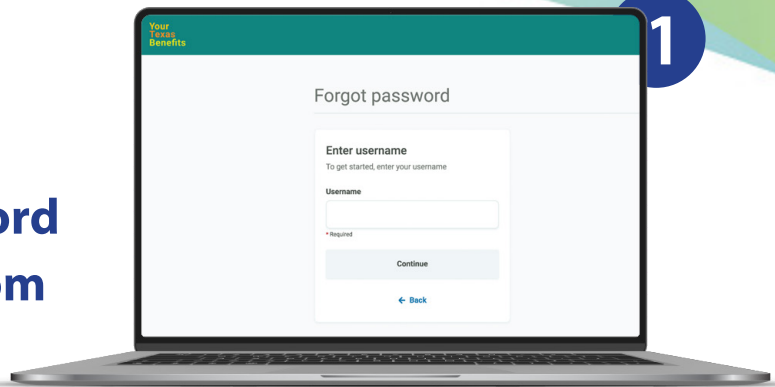


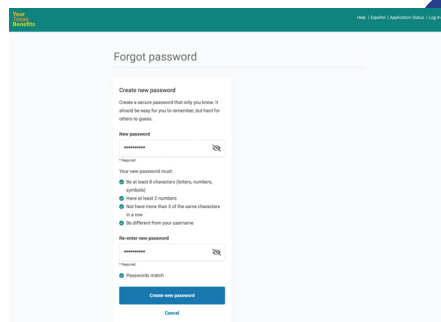
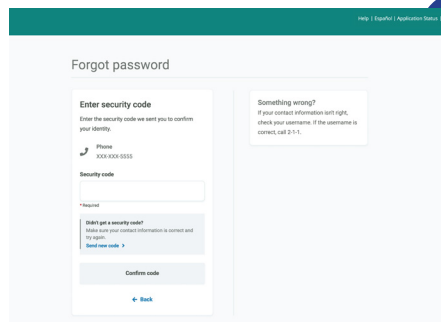
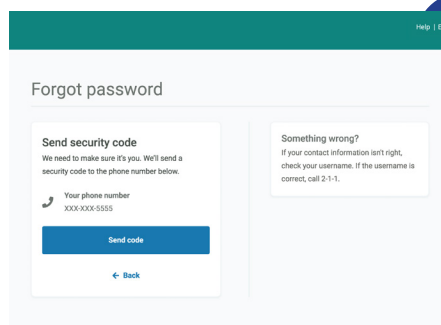
# Reset Password

Easily Reset Your Password  
on YourTexasBenefits.com



## How to reset your password:

1. Go to YourTexasBenefits.com and click **“Log In.”**
2. Select **‘Forgot password’**, enter your username, then click **continue**.
3. **A code will be sent via email or text**, depending on what you chose as your contact method (for added security, everyone must choose a contact method that can be used if you forget your password).
4. **Enter the code** to reset your password.



You can also reset your password through the Your Texas Benefits mobile app, by calling 2-1-1, or by going to an HHSC benefits office.



TEXAS  
Health and Human  
Services