



TEXAS  
Health and Human  
Services

---

Texas Department of State  
Health Services

# THIMP Update

---

**Texas HIV Medication  
Program**



**TEXAS**  
Health and Human  
Services

---

Texas Department of State  
Health Services

# MAC Appointment Process

---

**July 2021**

# Appointment Status



TEXAS  
Health and Human  
Services

Texas Department of State  
Health Services

- A total of four positions need to be filled
  - 2 consumers
  - 2 physicians
- Application Review is complete
- Action Memo is awaiting approval by Executive Commissioner
- THMP will notify the MAC and community of appointments once action memo is approved



TEXAS  
Health and Human  
Services

---

Texas Department of State  
Health Services

# Rules Change Update

---

# Texas HIV State Pharmacy Assistance Program and Texas HIV Medication Program

## Title 25, Chapter 98, Subchapters A and C, Division 1

---

- Rules change includes the following:
  - Includes the Texas Insurance Assistance Program (TIAP).
  - Merges State Pharmacy Assistance Program (SPAP) and Texas HIV Medication Rules into one set of rules.
  - Removes a specific FPL from the rules, this will be determined at the department level instead.
  - Removes spend down and replaces it with a standard deduction.
  - Updates language to reflect current structure of program.
- The informal comment period was extended from July 7<sup>th</sup> to July 16, 2021.
- A second, formal comment period will be when they are posted on the Texas Register for 30 days.



TEXAS  
Health and Human Services

Texas Department of State  
Health Services



TEXAS  
Health and Human  
Services

---

Texas Department of State  
Health Services

# Data Update on Demographics and Actuarial Projections

---

# ADAP Utilization



TEXAS

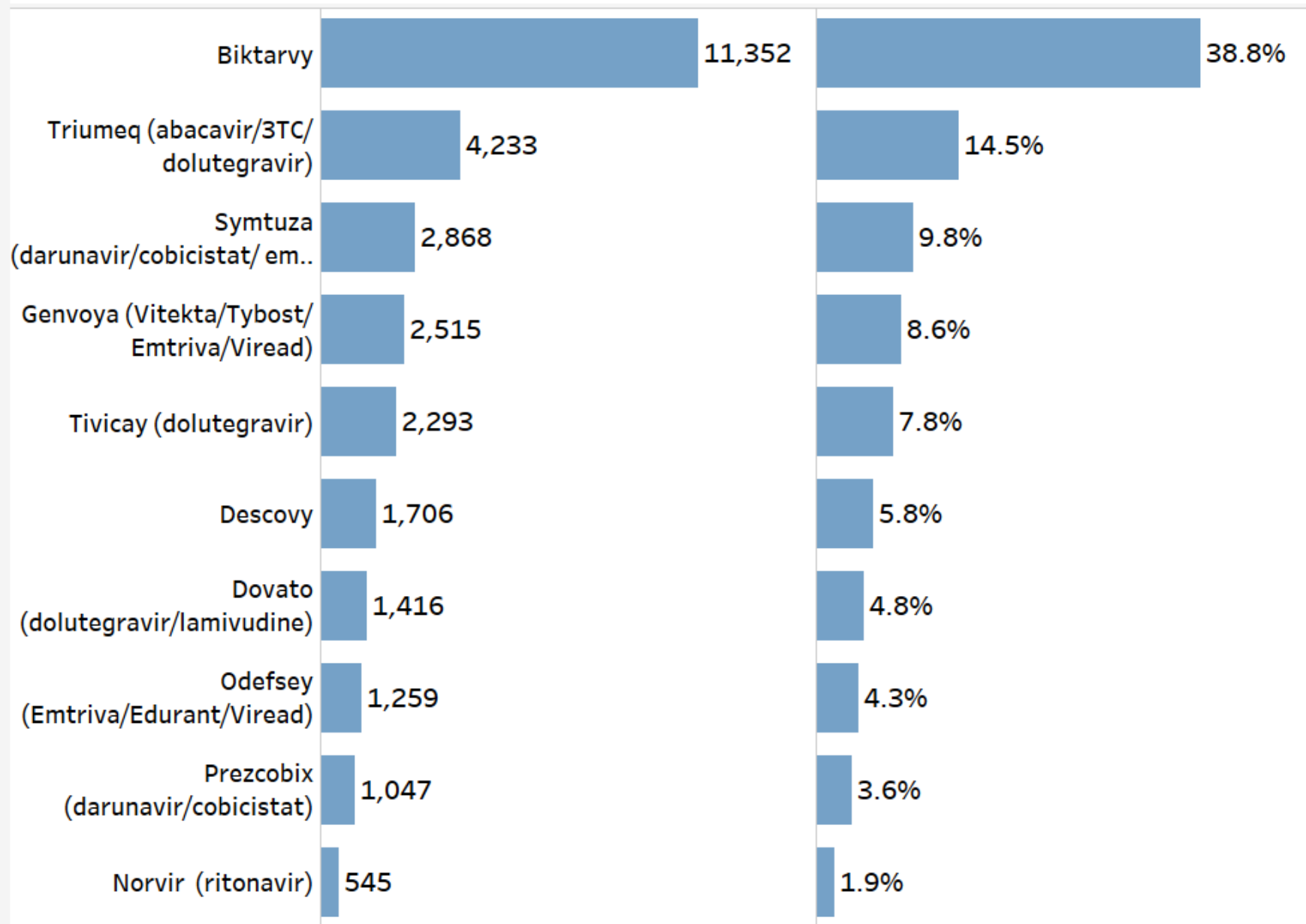
Health and Human

Texas Department  
Health Services

Month	Total Client Served	Total Prescriptions Filled
September 2020	8,001	10,143
October 2020	7,744	9,808
November 2020	9,659	12,378
December 2020	12,546	16,983
January 2021	10,350	13,156
February 2021	8,768	11,029
March 2021	10,821	14,429
April-2021	10,773	14,003
May 2021	10,166	13,078

# THMP Medications Ordered for Q2 2021

Medications Ordered N=35,208



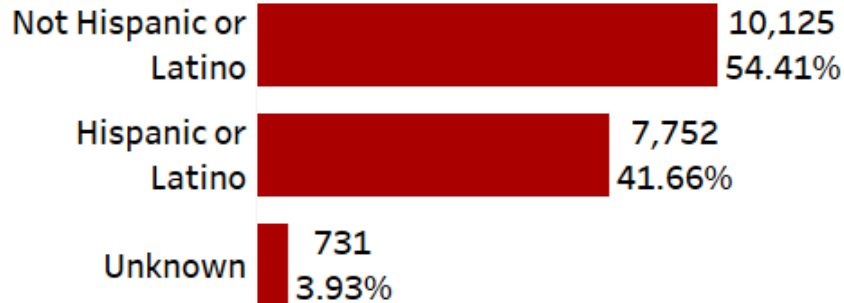


# Texas HIV Medication Program Fact Sheet

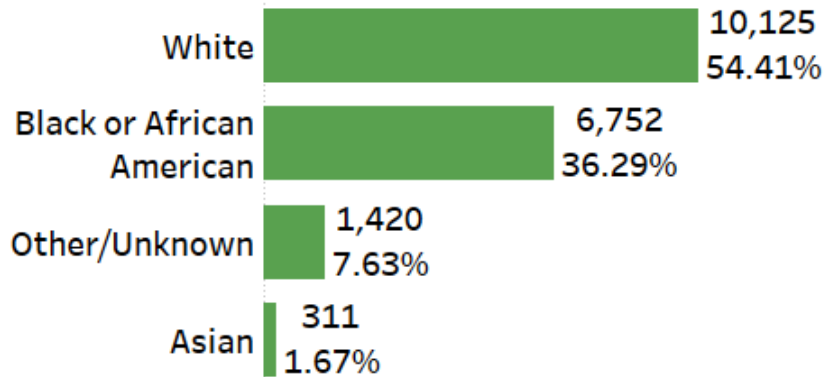
April 1, 2021- June 30, 2021

Total Clients = 18,608

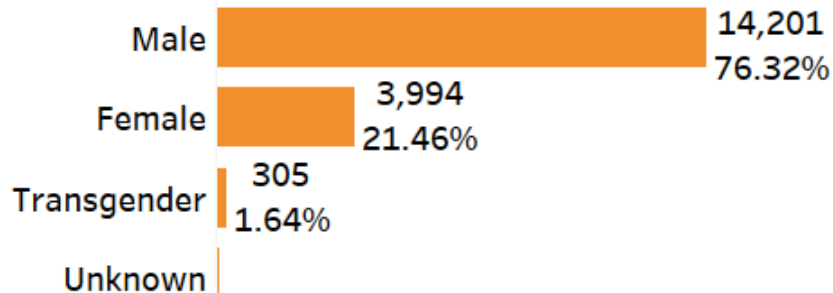
## Reported Ethni..



## Reported Race



## Reported Gen..



ADAP  
16,126  
86.66%

SPAP  
2,018  
10.84%

TIAP  
464  
2.49%

# Projected ADAP Data

Measure Names

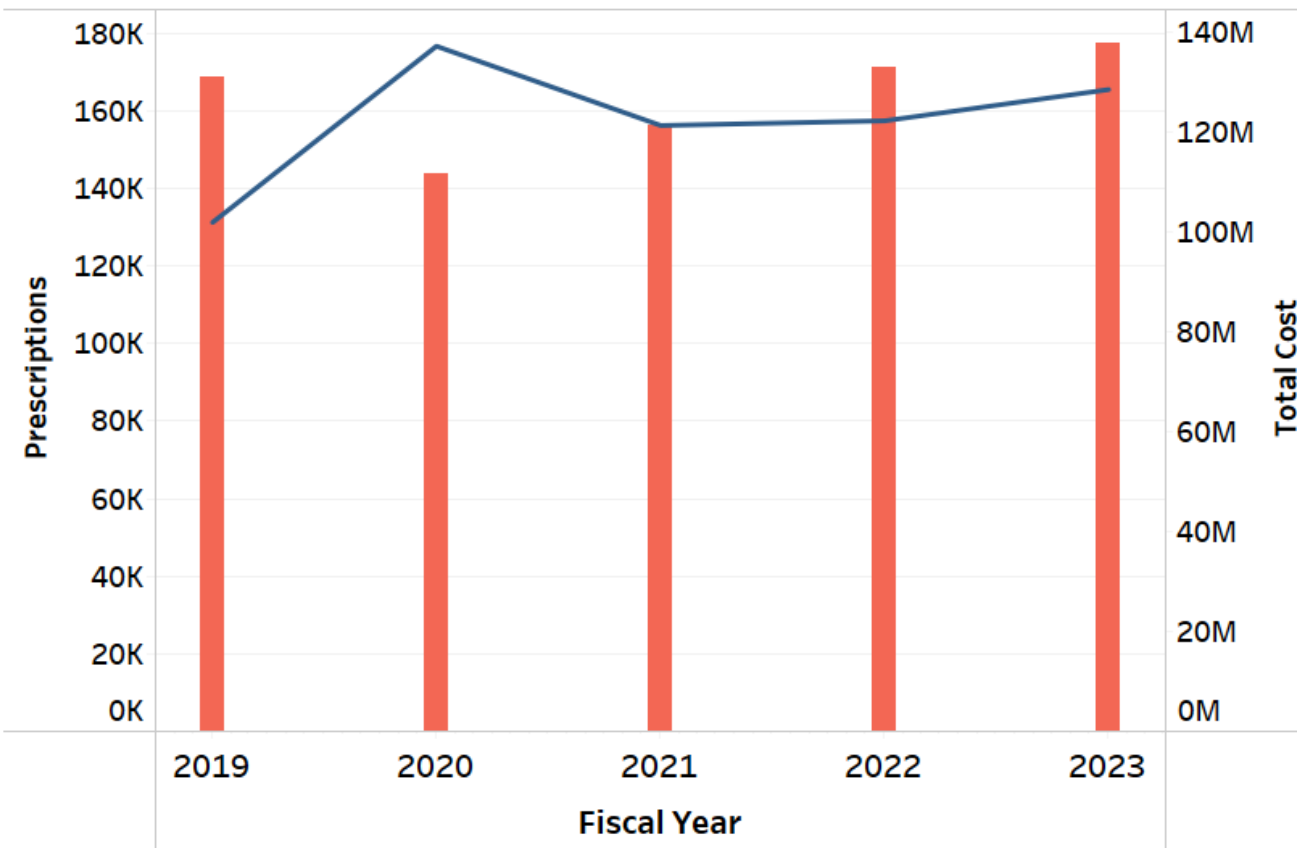
■ Prescriptions

■ Total Cost

## Clients by Fiscal Year

2019	2020	2021	2022	2023
18,122	20,895	21,096	21,608	22,364

## Total Cost and Prescriptions



Data From Texas HIV Medication Interface, July 11, 2021. Projections from Rudd and Wisdom, July 13, 2021. Graph created by Matthew Estes, Epidemiologist II, Program Informatics & Evaluation; TB/HIV/STD Section

# SPAP Projections



TEXAS

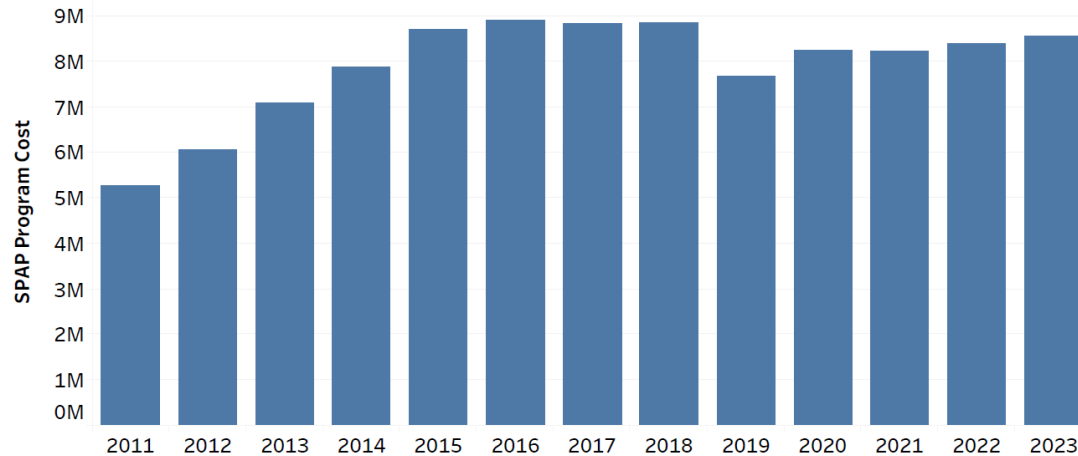
Health and Human Services

Texas Department of State  
Health Services

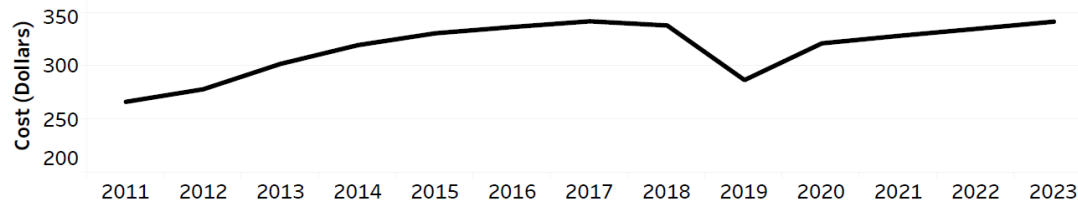
Clients Per Year

2011	2012	2013	2014	2015	2016	2017	2018	2019	2020	2021	2022	2023
1,651	1,813	1,960	2,052	2,194	2,205	2,153	2,183	2,235	2,141	2,088	2,088	2,088

Total Cost in Millions Per Year



Average Cost Per Client by Year



# TIAP Projections



TEXAS

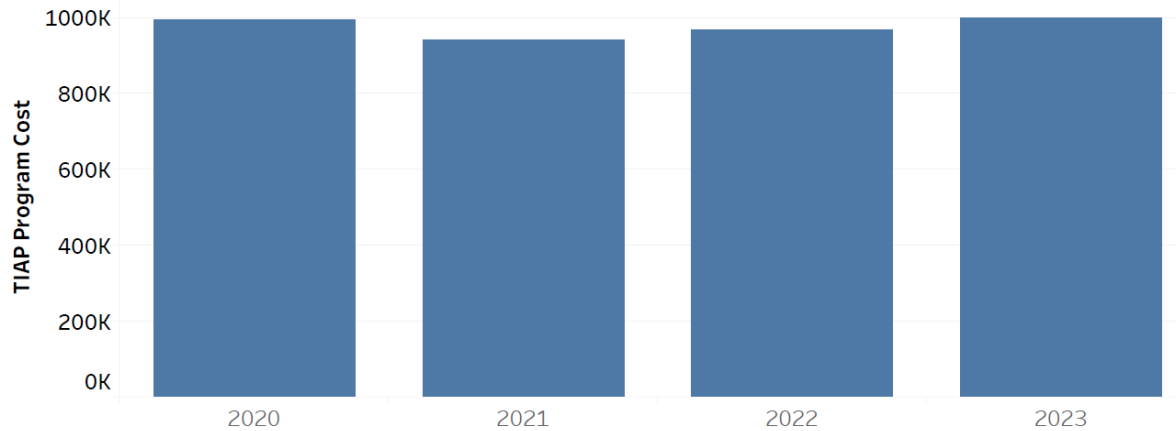
Health and Human Services

Texas Department of State Health Services

## Clients Per Year

2020	2021	2022	2023
458	436	441	445

## Total Cost in Millions Per Year



## Average Cost Per Client by Year





TEXAS  
Health and Human  
Services

---

Texas Department of State  
Health Services

# Update on Cabenuva Pilot

---